


ANALOGUE DAILY 1 CHANNEL TIME SWITCH (REF. 55501 ANL)

DESCRIPTION

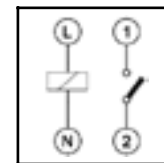


- Enables to control the operation of an electric installation or an equipment according to a daily program.
- The minimum time of a program is 15 minutes.
- Installation in DIN rail track, in Panelboards.

MAXIMUM RECOMMENDED LOAD

	2500 W		1000 W
	1200 W/VA		900 W/VA
	2000 W/VA		1000 W/VA
	2500 W		

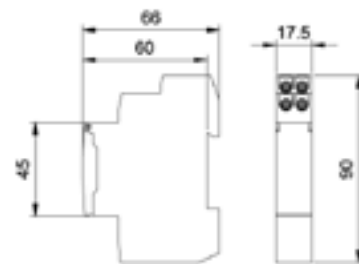
CIRCUIT DIAGRAM



CHARACTERISTICS

- Voltage: 230V~
- Frequency: 50/60Hz
- Breaking capacity: 16(4)A
- Battery Back-up Time: NiMH - V80 H
- Precision: 1 sec./dia
- Programming time: 24 hours/15 minutes
- Consumption: 0,5W
- Operating temperature: -10°C - +45°C
- Protection Index: IP20.
- Insulation Class: II
- Power reserve: 150 hours after feeding for 120 hours.

DIMENSIONS (mm)



WIRING DIAGRAM

